

MIC A-C-D Newsletter

April 2024

Statistics provided as of March 31, 2024.

Monthly Dividend

8.11%

Please contact our Exempt Market
Dealer to further invest in
NHMIF(1) Inc. **



Contact Information

Integrated-Equities Inc.
Arjun Saraf, CPA, CA, EMD, C.C.O., C.E.O.
arjun@newhavenmortgage.com
416-636-0000 Ext. 225

Fund Information

MANAGER: New Haven Mortgage Corporation
VEHICLE: Mortgage Investment Corporation
MINIMUM INVESTMENT: \$10,000.00 Accredited/Eligible Investor**
DISTRIBUTION: 15th of each month***
ELIGIBLE: RRIF, RRSP, LIRA, DRSP, TFSA, Cash
MANAGEMENT FEE: 1.5%
AUDITORS: KPMG LLP
REDEMPTION: 120 days written notice.
MAX LTV: 80%

MIC A-C-D Newsletter

April 2024

Statistics provided as of March 31, 2024.

Investment Criteria

- Preservation of Capital
- Detailed Underwriting policies
- Aligned Management Interest (co-investors)
- Rigid due-diligence and operational standards
- Monthly Dividend distributions
- Investor Transparency

YEAR	YIELD*
2024	8.36%
2023	8.21% ¹
2022	8.03%
2021	7.64%
2020	7.63%
2019	8.45%
2018	8.59%
2017	8.78%



This investment portfolio summary for New Haven Mortgage Income Fund (1) Inc. is for information purposes only and does not constitute an offer to sell or a solicitation to buy securities. Past results are not indicative of future performance. The information contained herein is not to be distributed, reproduced or commented to a third party without the express written consent of New Haven Mortgage Corporation or Integrated-Equities Inc. Investors should refer to the Offering Memorandum dated March 31, 2022 for a summary of the risk factors related to this investment in preferred shares.

*Yield is annualized, compounded and net to shareholders (DRIP)

**Subject to limitations per our Offering Memorandum and securities legislation

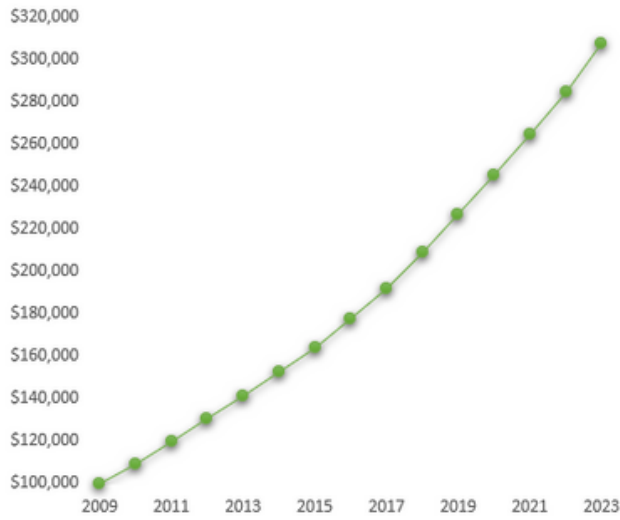
***Distributions are on 15th of the month unless the 15th is a holiday or weekend. If so, the following business day
1. Adjusted return 4.56% as disclosed in the amendment to the OM and the President letter dated January 16, 2024.

Fund Reports

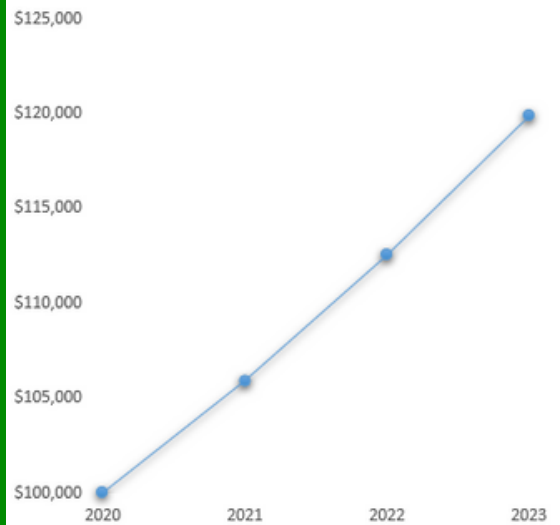
April 2024

Statistics provided as of March 31, 2024.

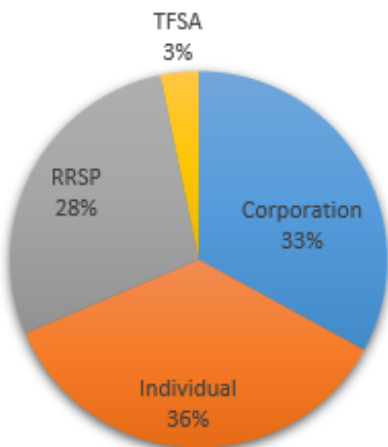
MIC AC \$100,000 Since Inception



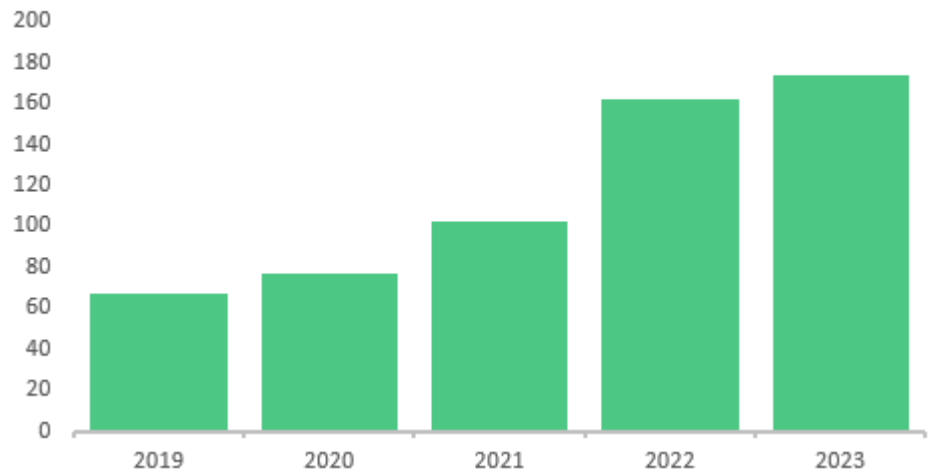
MIC O \$100,000 Since Inception



Investors by Type



Assets Under Management (\$M)

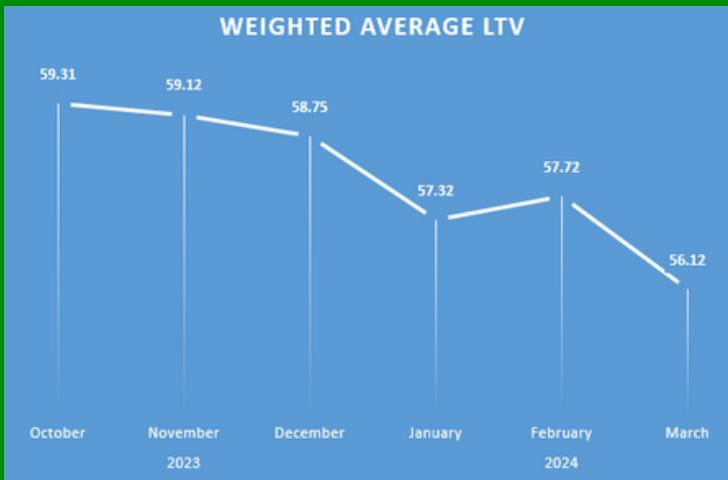


Fund Reports

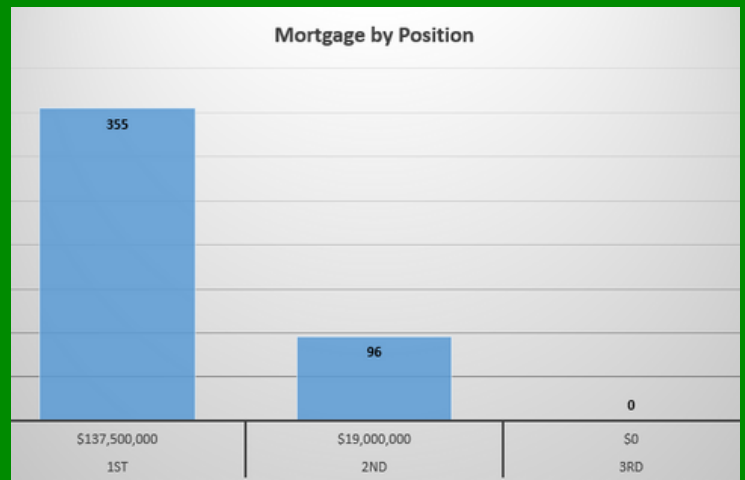
April 2024

Statistics provided as of March 31, 2024.

WEIGHTED AVERAGE LTV



Mortgage by Position



ARREARS/POS STATISTICS

Mortgages in Arrears	25
Principal in Arrears	\$13,000,000
Total Portfolio	\$161,500,000
Percent of Portfolio in Arrears	8.05%

TERM TO MATURITY

3 months and under	162
4 to 6 months	108
7 to 9 months	96
10 to 12 months	69
12 months +	16