

# MIC O Newsletter

November 2023

Statistics provided as of October 31, 2023.

**Monthly Dividend**

**6.00%**

Please contact our Exempt Market  
Dealer to further invest in  
NHMIF(1) Inc. \*\*



## Contact Information

Integrated-Equities Inc.  
Arjun Saraf, CPA, CA, EMD, C.C.O., C.E.O.  
arjun@newhavenmortgage.com  
416-636-0000 Ext. 225

## Fund Information

**MANAGER:** New Haven Mortgage Corporation  
**VEHICLE:** Mortgage Investment Corporation  
**MINIMUM INVESTMENT:** \$10,000.00 Accredited/Eligible Investor\*\*  
**DISTRIBUTION:** 15th of each month\*\*\*  
**ELIGIBLE:** RRIF, RRSP, LIRA, DRSP, TFSA, Cash  
**MANAGEMENT FEE:** 1.5% (Management Fee waived for month)  
**AUDITORS:** KPMG LLP  
**REDEMPTION:** 120 days written notice.  
**MAX LTV:** 55%

# MIC O Newsletter

November 2023

Statistics provided as of October 31, 2023.

## Investment Criteria

- Preservation of Capital
- Detailed Underwriting policies
- Aligned Management Interest (co-investors)
- Rigid due-diligence and operational standards
- Monthly Dividend distributions
- Investor Transparency

## YEAR YIELD\*

2023	6.50%
2022	6.23%
2021	5.96%
2020	5.58%



This investment portfolio summary for New Haven Mortgage Income Fund (1) Inc. is for information purposes only and does not constitute an offer to sell or a solicitation to buy securities. Past results are not indicative of future performance. The information contained herein is not to be distributed, reproduced or commented to a third party without the express written consent of New Haven Mortgage Corporation or Integrated-Equities Inc. Investors should refer to the Offering Memorandum dated March 31, 2022 for a summary of the risk factors related to this investment in preferred shares.

\*Yield is annualized, compounded and net to shareholders

\*\*Subject to limitations per our Offering Memorandum and securities legislation

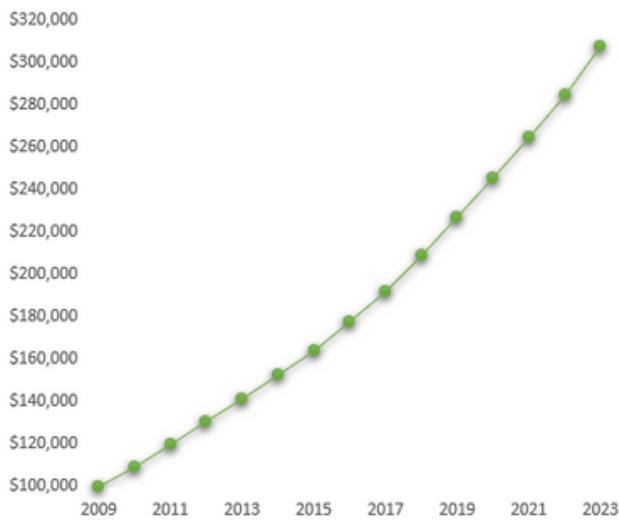
\*\*\*Distributions are on 15th of the month unless the 15th is a holiday or weekend. If so, the following business day

# Fund Reports

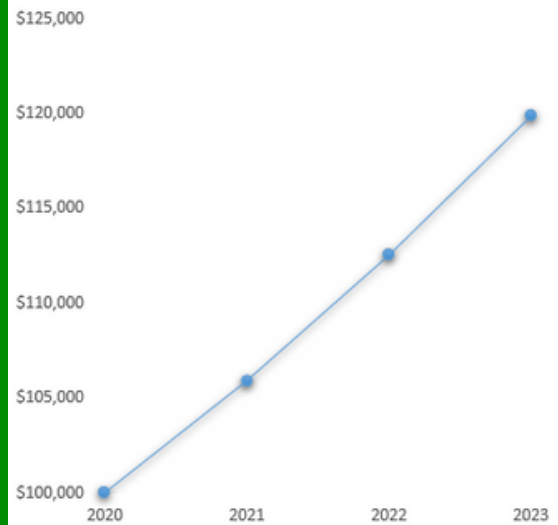
November 2023

Statistics provided as of October 31, 2023.

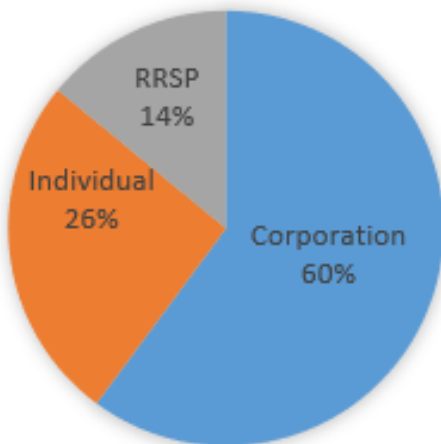
**MIC AC \$100,000 Since Inception**



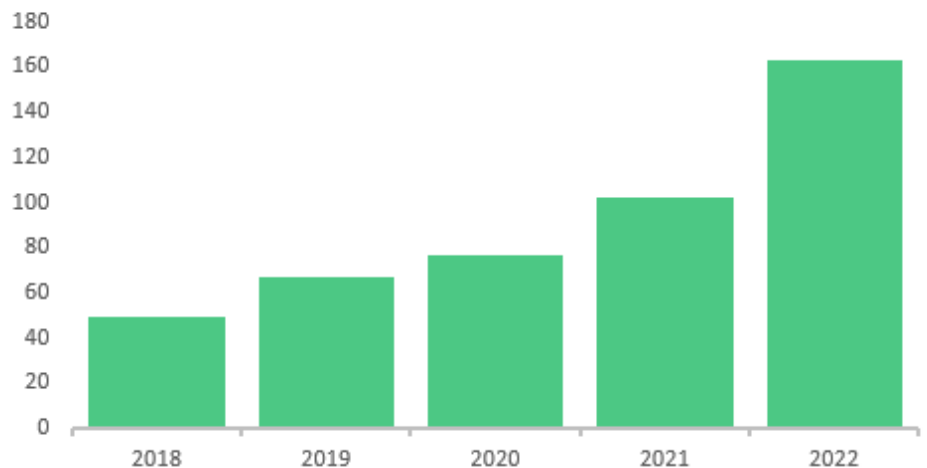
**MIC O \$100,000 Since Inception**



**INVESTORS BY TYPE**



**Assets Under Management (\$M)**



# Fund Reports

November 2023

Statistics provided as of October 31, 2023.

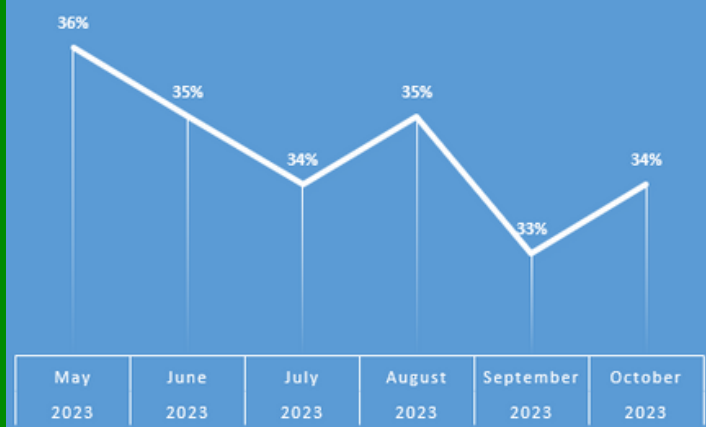
## TERM TO MATURITY

3 months and under	9
4 to 6 months	4
7 to 9 months	6
10 to 12 months	13

## ARREARS & POS STATISTICS

Mortgages in Arrears	0
Principal in Arrears	0
Total Portfolio	\$5,000,000
Percent of Portfolio in Arrears	0%

WEIGHTED AVERAGE LTV



Mortgage by Position

