



MIC AC Newsletter

May 2023

Statistics provided as of April 30, 2023.

Monthly Dividend

7.93%

Please contact our Exempt Market
Dealer to further invest in
NHMIF(1) Inc. **



Contact Information

Integrated-Equities Inc.
Arjun Saraf, CPA, CA, EMD, C.C.O., C.E.O.
arjun@newhavenmortgage.com
416-636-0000 Ext. 225

Fund Information

MANAGER: New Haven Mortgage Corporation
VEHICLE: Mortgage Investment Corporation
MINIMUM INVESTMENT: \$10,000.00 Accredited/Eligible Investor**
DISTRIBUTION: 15th of each month***
ELIGIBLE: RRIF, RRSP, LIRA, DRSP, TFSA, Cash
MANAGEMENT FEE: 1.5%
AUDITORS: KPMG LLP
REDEMPTION: 120 days written notice.
MAX LTV: 80%

MIC AC Newsletter

May 2023

Statistics provided as of April 30, 2023.

Investment Criteria

- Preservation of Capital
- Detailed Underwriting policies
- Aligned Management Interest (co-investors)
- Rigid due-diligence and operational standards
- Monthly Dividend distributions
- Investor Transparency

YEAR	YIELD*
2023	8.26%
2022	8.03%
2021	7.64%
2020	7.63%
2019	8.45%
2018	8.59%
2017	8.78%
2016	8.12%



This investment portfolio summary for New Haven Mortgage Income Fund (1) Inc. is for information purposes only and does not constitute an offer to sell or a solicitation to buy securities. Past results are not indicative of future performance. The information contained herein is not to be distributed, reproduced or commented to a third party without the express written consent of New Haven Mortgage Corporation or Integrated-Equities Inc. Investors should refer to the Offering Memorandum dated March 31, 2022 for a summary of the risk factors related to this investment in preferred shares.

*Yield is annualized, compounded and net to shareholders

**Subject to limitations per our Offering Memorandum and securities legislation

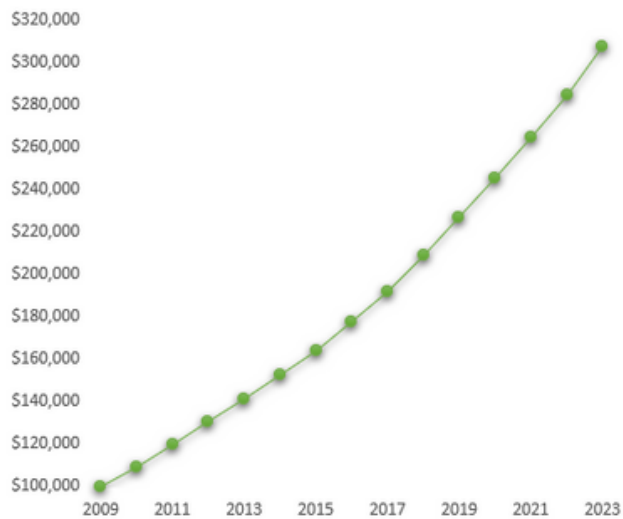
***Distributions are on 15th of the month unless the 15th is a holiday or weekend. If so, the following business day.

Fund Reports

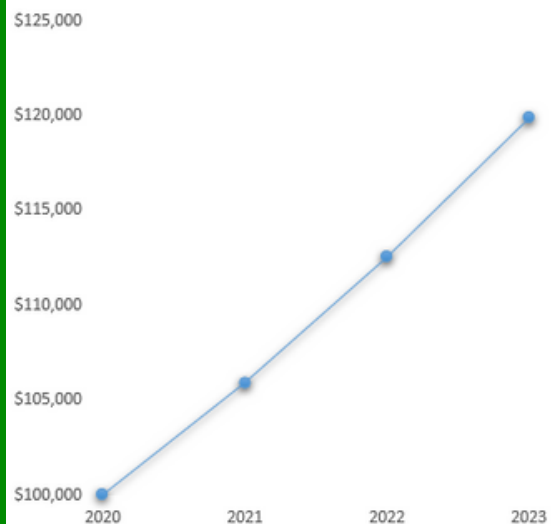
May 2023

Statistics provided as of April 30, 2023.

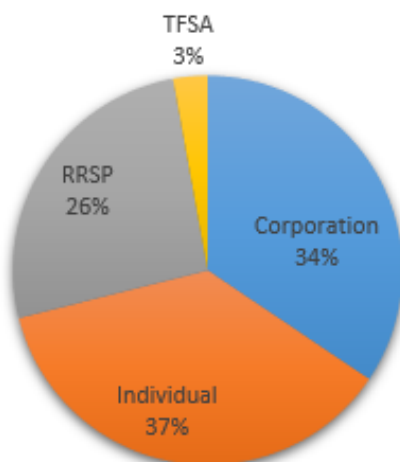
MIC AC \$100,000 Since Inception



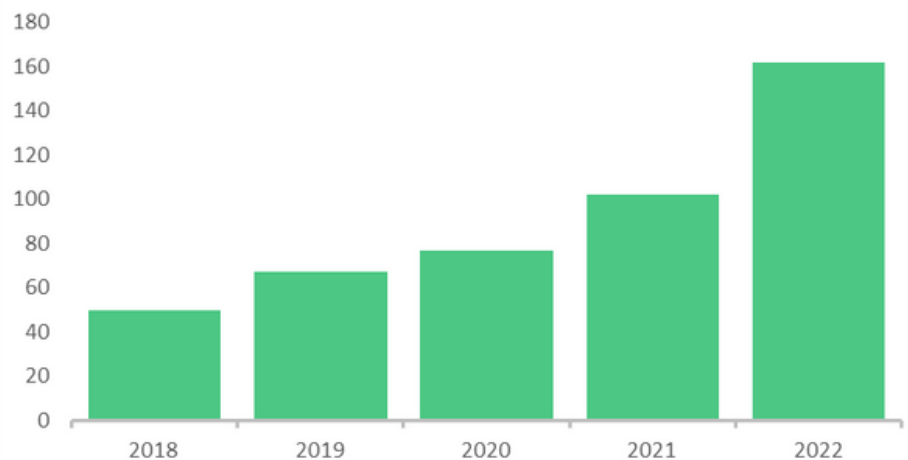
MIC O \$100,000 Since Inception



Investors by Type



Assets Under Management (\$M)

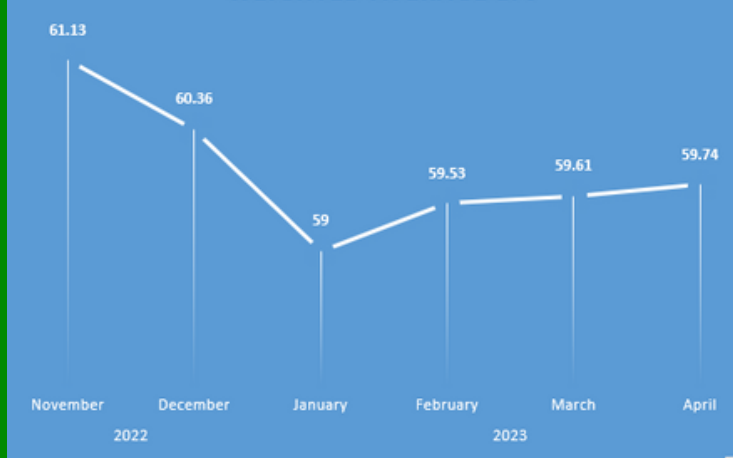


Fund Reports

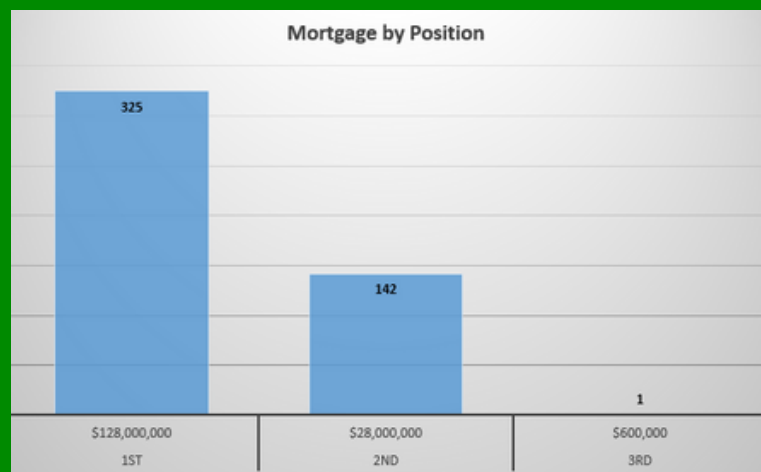
May 2023

Statistics provided as of April 30, 2023.

WEIGHTED AVERAGE LTV



Mortgage by Position



ARREARS/POS STATISTICS

Mortgages in Arrears	14
Principal in Arrears	\$7,700,000
Total Portfolio	\$156,800,000
Percent of Portfolio in Arrears	4.9%

TERM TO MATURITY

3 months and under	154
4 to 6 months	84
7 to 9 months	95
10 to 12 months	102
12 months +	37